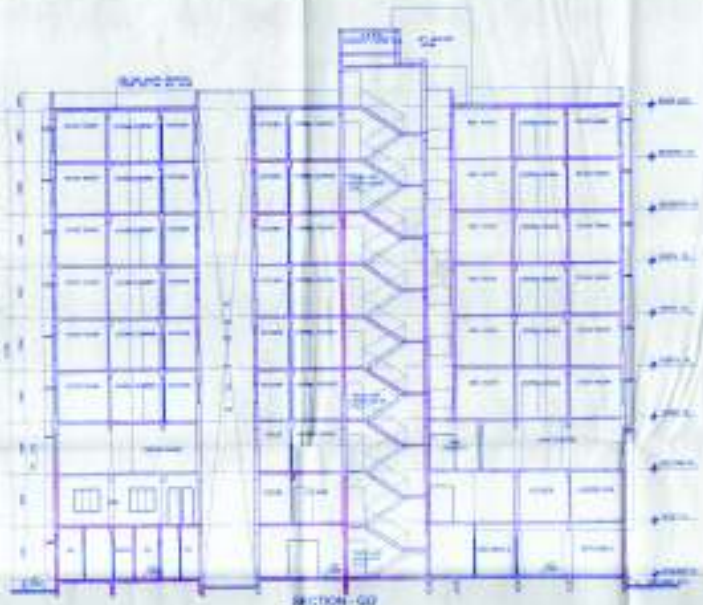

SECTION - GG

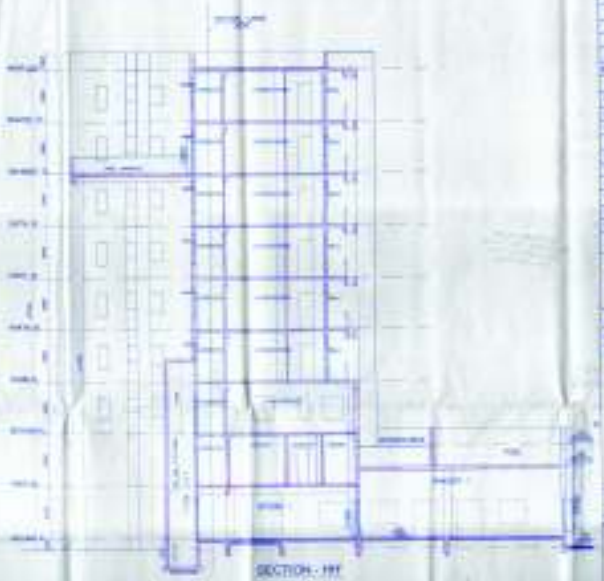

SECTION - HH

TERRACE PLAN
(BLOCK - D1)

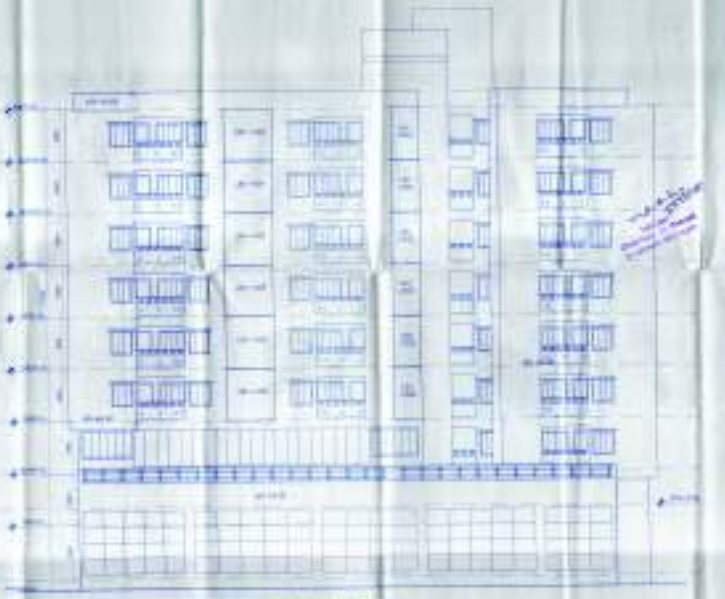

FENESTRATION ELEVATION
(BLOCK - D1)

DOORS AND WINDOWS SCHEDULE

DOORS

| MARK | WIDTH | HEIGHT |
|---|---|---|
| D | 1200 | 2100 |
| D | 1200 | 2100 |
| D1 | 1000 | 2100 |
| D2 | 900 | 2100 |
| D3 | 750 | 2100 |
| D4 | 1200 | 2100 |

WINDOWS

| MARK | WIDTH | HEIGHT | SILL HEIGHT |
|---|---|---|---|
| W1 | 1800 | 1200 | 750 |
| W2 | 1200 | 1200 | 750 |
| W3 | 750 | 1200 | 1200 |
| W4 | 900 | 900 | 1200 |
| W5 | 900 | 1200 | 750 |
| W6 | 1200 | 1200 | 750 |
| W7 | 2400 | 1200 | 750 |
| W8 | 2400 | 1200 | |

NOTES

ARCHITECT:

THE DESIGN CELL
28 COOPER STREET,
KOLKATA - 700 019

[illegible]

[illegible]